



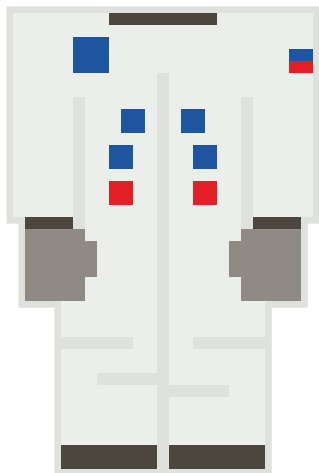
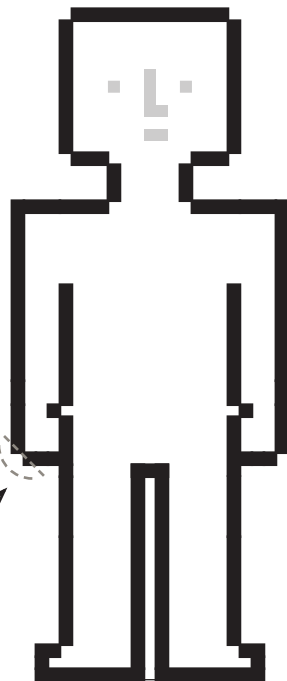


Space Explorer Avatar

- 1) Color and cut out your character. Add your own features and details to bring them to life!
- 2) Cut out the outfit and adhere to your figure.
- 3) Fold the stand on the dotted lines into a triangle shape. Adjust so your figure leans back slightly, then secure.



Struggling with the pixel cuts? Skip them! Cut around, through, or a way that works for you.



When you complete a Read City craft, you can move ahead one space in the Daring Deeds Adventure game.



fold back

base

If needed, attach a coin to help your figure stand

fold up

fold down

adhere to back of figure



www.knoxcountylibrary.org



Scan to learn about Neil Armstrong, who inspired this avatar!